

SUBJECT: COVID-19 Eye Protection Policy

NUMBER: HR-CS-37

NEW/REVISED: Revised

APPLIES TO: All SAH workers, physicians, students, contractors, volunteers and vendors

REPLACES: August 9, 2021

APPROVAL DATE: June, 2022

AUTHORIZED BY: Vice President, People and Partnerships

PAGE: 1 of 5

PURPOSE

To provide a safe, optimal and effective protocol for the selection, use and maintenance of appropriate eye protection during the COVID-19 pandemic.

POLICY

Workers are required to wear eye protection when coming within 2 metres of another individual (patient, visitor or another worker) if the other individual is not wearing a mask, unless separated by plexiglass or other impermeable barrier.

Workers will also wear eye protection where a Point of Care Risk Assessment was performed and pointed to the need for additional PPE (based on patient's condition, existing isolation status, and the activity to be conducted). Please note in situations of outbreak or elevated risk, additional PPE including the use of eye protection at all times may be implemented.

In addition, workers are also required to wear eye protection and other required PPE when entering the room/environment of a patient that has been placed on Droplet/Contact precautions, even if the worker will not be coming within 2 metres of the patient.

The following scenarios are provided for additional clarity:

Scenario	Interactions with Patients/Visitors	Interactions with Other Workers
Worker is wearing a mask and coming within 2 metres of another individual who is wearing a mask and not separated by plexiglass or other impermeable barrier.	Eye protection not required	Eye protection not required
Worker is wearing a mask and coming within 2 metres of another individual who is not wearing a mask, and not separated by plexiglass or other impermeable barrier.	Eye protection required	Eye protection required
Worker is masked and passing other individual in the hallway.	Eye protection not required for brief, passing interactions.	Eye protection not required for brief, passing interactions.
Worker is wearing a mask and entering a Droplet/Contact patient room.	Eye protection required	n/a
Unit has declared Outbreak	Eye protection required	Eye protection not required

Eye protection is not required when passing someone in the hallway, engaging in an activity where physical distancing is maintained or carrying on activities where an appropriate physical barrier is in place.

For their own protection, workers with additional risk factors (i.e. those who are immunocompromised) are encouraged to wear eye protection for interactions within 2 metres of other workers who are wearing a mask, although this is not a requirement.

DEFINITIONS:

Eye Protection - A device that covers the eyes and is used by health care workers as a barrier to infectious materials (e.g. blood, body fluids, secretions or excretions) entering the eye. Hospital provided face shields are the approved style of eye protection for use during the COVID-19 pandemic. Goggles or masks with integrated eye shield may be considered by exception only, and only if approved by Occupational Health and Safety and Infection, Prevention and Control.

EYE PROTECTION GUIDELINES

Face shields can be used between workers, as long as the shield has been cleaned with an approved hospital grade disinfectant and the appropriate contact time has elapsed.

Eye Protection must be:

- Approved by both Infection Prevention and Control and Occupational Health and Safety before put in use.
- Inspected by the worker before and after each use.
- Discarded if damaged, the integrity of the elastic head band is questioned, the elastic band is not secure or if visibility is obscured despite cleaning and disinfection.
- Placed in a designated dirty container/space after doffing.
- Cleaned immediately after doffing.
- Stored in a designated clean area in a manner to prevent contamination.

Extra caution must be taken to not touch masks and eye protection while wearing them. If a face shield visor is touched, flipped up or down, the worker must immediately perform hand hygiene.

CLEANING REUSABLE EYE PROTECTION

1. Ensure disinfectant wipes are within reach and wipe is accessible.
2. Perform hand hygiene prior to removing eye protection.
3. When removing eye protection, reach up behind head or side of head; do not touch the front of contaminated eye protection.
4. Place eye protection on a non-porous surface.
5. Perform hand hygiene and don gloves.
6. Using a hospital grade disinfectant wipe, carefully wipe the inside and outside surface of eye protection. Discard the wipe.
7. Place clean eye protection on a clean surface.
8. Remove gloves, perform hand hygiene.
9. Ensure appropriate contact time has passed before using the eye protection again.

After regular cleaning, residual disinfectant may build up on eye protection. In this case, the worker can rinse the eye protection with tap water and allow it to dry. If the problem is persistent, the worker can request/retrieve new eye protection according to departmental standard/process.

STORAGE




Once clean and not in use, reusable eye protection must be stored in a dry/sanitary location. Each department will need to assess and devise a plan for storage based on department needs and physical space constraints.



Dirty face shields must not be placed down in any location (e.g. on a desk or charting alcove), except for designated 'dirty space' used to facilitate cleaning.

APPROVED REUSABLE EYE PROTECTION



Approved eye protection is listed below. The review, approval and distribution of PPE is an ongoing process. It is important that any barriers to appropriately wearing and caring for PPE be brought forward promptly to the worker’s manager/supervisor. Please note, exceptions may also be approved in extenuating circumstances (such as the use of goggles), but will not be listed below as they are not for broad distribution. If you require an exception, contact your manager/supervisor who will work with Occupational Health and Safety to review options.

It is important that eye protection meet required standards, therefore the use of unapproved eye protection is prohibited and may be subject to disciplinary action.

Approved Eye Protection - Currently Available to Order		
Recommendations for Use	Model Information	Photo
Clinical (Patient Care) Areas Non-Clinical Areas (e.g. Administration)	S16 Industries	
Clinical (Patient Care) Areas	Workhorse Yellow face shields	
Clinical (Patient Care) Areas Non-Clinical Areas (e.g. Administration)	Uvex Stealth Safety Goggles Standard or OTG(over the glass) models	

<p>Operating Room and Cardiac Catheterization Lab ONLY (For use in procedures only)</p>	<p>Primed Primagard Surgical Tie Mask with Visor - supply is very limited so this product can only be used for procedures where a shield would interfere with sterile field or performance of the procedure</p>	 
---	--	--

Approved Eye Protection – Not Currently Available to Order

Model Information	Photo
<p>Grey Fastenall and Blue Ratchetted WASIP face shields</p>	
<p>SFS Supply Co.</p>	
<p>Maker North – 3D –</p>	

	
<p>Canadian Shield</p>	
<p>Op-D-Op Polysoft</p>	

REVIEW HISTORY

November 9, 2020
 November 20, 2020
 January 18, 2021
 August 9, 2021
 November, 2021
 June, 2022

REFERENCES

Public Health Ontario (April 2022). Technical brief: Interim Infection Prevention and Control Measures Based on COVID-19 Transmission Risks in Health Care Settings.

Public Health Ontario (August 2021). Interim Guidance for Infection Prevention and Control of SARS-CoV-2 Variants of Concern for Health Care Settings (2nd Revision).

Personal Protective Equipment Policy – March 2020 HR-CS-17

Personal Protective Equipment Policy – Infection Prevention and Control

Safety Infraction Policy (HR-CS-14)

CDC – Eye Safety – Infection Control - <https://www.cdc.gov/niosh/topics/eye/eye-infectious.html>